



BIBLE SKILLS FOR KIDS

© 2016 LifeWay Press®

No part of this book may be reproduced or transmitted in any form or by any means, electronic or mechanical, including photocopying and recording, or by any information storage or retrieval system, except as may be expressly permitted in writing by the publisher. Requests for permission should be addressed in writing to LifeWay Press; One LifeWay Plaza; Nashville, TN 37234-0172.

ISBN 9781462743803
Item 005793619

To order additional copies of this resource, write to LifeWay Resources Customer Service; One LifeWay Plaza; Nashville, TN 37234-0113; fax 615.251.5933; phone toll free 800.458.2772; email orderentry@lifeway.com, order online at www.lifeway.com, or visit the LifeWay Christian Store serving you.

Printed in the United States of America

LifeWay Kids, LifeWay Resources
One LifeWay Plaza
Nashville, TN 37234-0172

All Scripture quotations are taken from the Christian Standard Bible © Copyright 2017 by Holman Bible Publishers. Used by permission.

**THE "TRIBUTE PENNY"
WAS PAID AS A TAX TO THE
EMPEROR AND HAS THE
EMPEROR'S IMAGE ON IT.**



**AN OSTRACON IS A PIECE OF
BROKEN POTTERY USED TO WRITE
A MESSAGE. A SONG TO JESUS
WAS WRITTEN ON THIS ONE.**

THE BIBLE WAS WRITTEN FROM THREE CONTINENTS-ASIA, AFRICA, EUROPE.

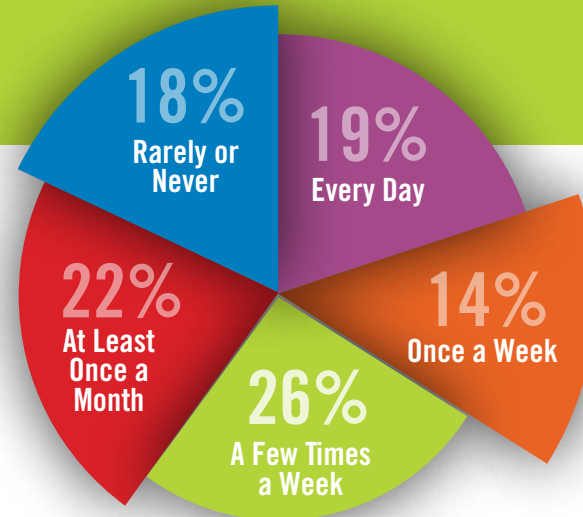
Why do we need to focus on Bible Skills?

While the majority of churchgoers desire to honor Christ with their lives and even profess to meditate on biblical truths, a LifeWay Research study found few actually engage in personal reading and study of the Scriptures.


When asked how often they personally (not as part of a church worship service) read the Bible, a similar number responded “Every Day” (19 percent) as responded “Rarely/Never” (18 percent). A quarter indicated they read the Bible a few times a week. Fourteen percent said they read the Bible “Once a Week” and another 22 percent said “Once a Month” or “A Few Times a Month.”

“God’s Word is truth, so it should come as no surprise that reading and studying the Bible are still the activities that have the most impact on growth in this attribute of spiritual maturity,” LifeWay Research stated. “As basic as that is, there are still numerous churchgoers who are not reading the Bible regularly. You simply won’t grow if you don’t know God and spend time in God’s Word.”

<http://lifewayresearch.com/2012/09/06/bible-engagement-in-churchgoers-hearts-not-always-practiced/>



DID YOU KNOW?
THE COVERING ON THE
TABERNACLE WAS MADE
OUT OF RAM SKINS AND
MANATEE HIDES.



How do I use this booklet?

We all want our children to have a Bible, use it, and learn from it. We want it to be the treasure to them that it is to us. How do we help that happen? How do we develop Bible skills from birth through preteens that will last a lifetime?

- 1 Use the information here to help you** and your church encourage and guide the development of Bible skills in children. Begin to think of ways you can implement the ideas and suggestions into your ministry. Bible skills are more than finding verses quickly or reciting verses from memory. Children who learn to use their Bibles can become adults who know how to study their Bibles, use it in times of trouble, and make good decisions.
- 2 Start where each child is** and begin with basic skills he can handle. Use the Bible Skills for Kids poster to gain an understanding of where you are going with Bible skills by the preteen years and an approximate place to begin with each child.
- 3 Develop skills by instruction and demonstration.** Children learn by doing. They can hear a verse and repeat it. They can find a book in the Bible by saying the books in order and looking for the book in their Bibles. They can hear a word and its definition and then look it up in a Bible dictionary.
- 4 Always integrate Bible skills.** Like any other skill, the more kids use their Bibles to find books and references, the more they will feel comfortable with their Bibles. The more they feel comfortable with their Bibles, the more they'll use them. Children need an opportunity to use their Bibles every time they come to church.
- 5 Work with parents** to encourage Bible skill development in the home. Parents can model good Bible skills when they take their own Bibles to church and conduct their own quiet times.

Building Bible skills for a lifetime begins now.

“Be diligent to present yourself to God as one approved, a worker who doesn’t need to be ashamed, correctly teaching the word of truth” *2 Timothy 2:15.*

How can I distribute this booklet?

- ✦ Give one to every teacher in your ministry.
- ✦ Present one to parents at baby dedications.
- ✦ Add one as part of a first grade Bible presentation.
- ✦ Distribute them as part of your Bible Drill ministry.
- ✦ Incorporate them into New Christian classes.
- ✦ Include them as part of a follow-up to families who visit your church or attend VBS.

DID YOU KNOW?

ANTONIA FORTRESS (NAMED AFTER HEROD'S FRIEND MARCUS ANTONY) IS THE LIKELY LOCATION WHERE PETER WAS IMPRISONED. THIS IS ALSO LIKELY WHERE JESUS WAS HELD BEFORE HE WAS CRUCIFIED, AND PAUL WAS TAKEN THERE TOO. THE FORTRESS HAD PASSAGEWAYS THAT CONNECTED IT WITH TEMPLE COURTS. IT HAD 3 TOWERS 86 FEET HIGH AND ONE 120 FEET HIGH. IT WAS THE PLACE KING HEROD LIVED AND ROMAN TROOPS STAYED.



Using Bible Skills with Preschoolers

Teachers and parents have the opportunity to introduce preschoolers to God's special book—the Bible. This is accomplished through the use of Bible verses and phrases, which are portions of Bible verses that are paraphrased or restated using words preschoolers understand. Teachers and parents can repeat Bible verses as girls and boys engage in everyday activities.

The goal for using Bible verses with preschoolers is to encourage life application, not memorization. However, if an older preschooler hears the same Bible verse several times in the context of an activity, the child may be able to remember that Bible verse.

Bible verses and phrases used with preschoolers should contain concrete facts. The purpose is for preschoolers to apply biblical teachings to their own lives. "Jesus is the Lamb of God" may be confusing to literal-minded preschoolers, but "Jesus is God's Son" communicates the same truth.

As preschoolers learn that the Bible's teachings apply to their lives, they also need to know that the Bible verses they hear are actually in the Bible. Teachers can do this by placing Bible markers at the correct references. As teachers talk about Jesus' birth, they can open the Bible to Matthew 2:1 and point to the verse.

Using Bible verses with young children gives adults opportunities to reinforce the truth that the Bible is a special book.



DID YOU KNOW?

ANIMAL HORNS WERE USED AS OIL FLASKS DURING BIBLE TIMES BECAUSE OF THEIR BUILT-IN SPOUT FOR POURING. THIS ONE IS FROM ANCIENT EGYPT 3,300 YEARS AGO.

Using Bible Skills with Kids

Developing Bible skills with kids takes place every time they use their Bibles. Consider all of the moments in a single Bible study time:

- As girls and boys gather, they can place the book cards of the Old Testament in one bag and book cards of the New Testament in another bag.
 - Boys and girls identify in which division of the Bible today's story is found. One child is called to review the Old Testament divisions: Law, Old Testament History, Poetry, Major Prophets, Minor Prophets. Another child reviews the New Testament divisions: Gospels, New Testament History, Paul's Letters, General Letters, Prophecy.
 - Children find the book of the Bible, chapter, and verse where today's story is found. They look in the first verse for the name of a person in the story. The teacher explains that the Bible story is God's Word. The teacher identifies which division of the Bible contains the story.
 - Children find the memory verse in their Bibles and read it, talk about what it means, then play a game to learn the words of the verse.
 - In small groups the teacher guides the children with her Bible open and references the Bible as she teaches.
- When did children develop Bible skills that day? They worked on Bible skills during the entire session. Each time a child found a reference in his Bible or looked up a verse to discover information, he was practicing Bible skills. He was becoming more comfortable using his Bible. He was building on the foundations for lifelong Bible use.

Using Scripture Memory with Kids

The Bible tells us that memorization is one of the keys to hiding God's Word in our hearts so that God can use it to change us and grow us in His will. Psalm 119 is filled with verses that speak toward the importance of God's Word.

Memorizing Bible verses is so much more than "saying the words by heart." Consider these suggested guidelines:

- ✦ **Children's lives can be impacted.** Plan more than a one-time use of a verse so it impacts kids long term.
- ✦ **Children absorb new material gradually.** Generally speaking, the younger the child, the fewer verses he can be expected to learn and relate to life.
- ✦ **Children differ in their abilities.** Some children can memorize words and grasp meanings more quickly.
- ✦ **Children learn by repetition.** The more often a Bible verse is used and recalled, the better a child will remember and apply it.
- ✦ **Children are more interested** in learning when methods are varied and engaging.
- ✦ **Children's learning is enhanced** when they are involved in activities. These can include singing a verse, acting out the meaning of the verse, matching verses with present-day pictures, and other activities suitable to the age group.

The Most Important Verses to Remember

The following 75 verses are considered the most important verses for our children to hide in their hearts.

1. Genesis 1:1
2. Genesis 1:27
3. Genesis 1:31
4. Exodus 20:12
5. Leviticus 22:31
6. Deuteronomy 6:5
7. Deuteronomy 16:17
8. Joshua 24:24
9. 1 Chronicles 16:8
10. 1 Chronicles 16:9
11. Job 37:14
12. Psalm 19:14
13. Psalm 54:2
14. Psalm 56:3
15. Psalm 118:24
16. Psalm 119:11
17. Psalm 119:105
18. Psalm 145:9
19. Proverbs 3:5-6
20. Proverbs 8:33
21. Proverbs 15:1
22. Proverbs 20:11
23. Proverbs 22:1
24. Isaiah 6:8
25. Isaiah 9:6
26. Isaiah 40:8
27. Isaiah 45:5
28. Micah 6:8
29. Nahum 1:7
30. Malachi 3:10
31. Matthew 4:10
32. Matthew 5:44
33. Matthew 5:16
34. Matthew 21:22
35. Matthew 28:19-20
36. Mark 13:31
37. Luke 2:52
38. Luke 6:31
39. Luke 6:37
40. Luke 11:9
41. Luke 19:10
42. John 3:16
43. John 4:24
44. John 8:32
45. John 13:35
46. John 15:12
47. John 15:13
48. Acts 1:8
49. Acts 4:12
50. Acts 16:31
51. Romans 8:28
52. Romans 10:9
53. Romans 12:1
54. Romans 14:12
55. 1 Corinthians 3:16
56. 1 Corinthians 4:2
57. 1 Corinthians 10:31
58. 1 Corinthians 14:40
59. Ephesians 2:8
60. Ephesians 4:32
61. Ephesians 6:1
62. Philippians 4:13
63. Colossians 3:23
64. 1 Thessalonians 5:18
65. 1 Timothy 4:12
66. 2 Timothy 1:7
67. 2 Timothy 2:15
68. 2 Timothy 3:16
69. James 1:19
70. James 1:22
71. 1 Peter 4:9
72. 1 John 1:9
73. 1 John 4:19
74. 1 John 4:21
75. Revelation 4:11

The Church Connection

There are many opportunities to help children understand how to use the Bible or help them develop advanced Bible skills at church. Here are some ideas:

- 1 Provide Bibles** in your worship center for kids to use as they participate during worship or as part of a kids worship hour.
- 2 Develop a Bible skills program** at your church for grades 1–6.



DID YOU KNOW?

THE UR-NAMMU LAW CODE
IS THE OLDEST KNOWN LAW
FROM PEOPLE CALLED THE
SUMERIANS OVER 4,000
YEARS AGO!

- 3 Schedule a parent meeting** to discuss the importance of parents helping their children develop Bible skills. Use this resource as the basis of that meeting.
- 4 Train children's leaders** on the importance of including time during any Bible-teaching session to help children develop Bible skills.
- 5 Challenge children** each month to learn all the books in a particular division of the Bible.
- 6 Plan a Bible Game Night for families.** Use some of the activities found in this resource to help you plan.
- 7 Organize a Bible Drill retreat** with older children. Spend time helping children learn, locate, and memorize books of the Bible, key passages, and the plan of salvation. Encourage children to make their own Bible games.
- 8 Provide daily devotional magazines** for children to promote their personal Bible study.
- 9 Enlist the support** of your pastor to urge parents and children to participate in worship services by using their Bibles and memorizing Scripture.
- 10 Model Bible skills** when and wherever possible.

The Parent Connection

Helping your children develop Bible skills is part of your task as the primary spiritual leader in your children's lives. You might ask, "How can I do this?" Here are some quick tips to use at home with your children.

- 1 Model the importance** of Bible study by setting aside a regular time for family devotions.
- 2 Make sure each child** in your family has his own Bible to use during personal and family devotions.
- 3 Take your Bible to church** and encourage your children to take their Bibles to church too.
- 4 Guide your children** to participate in the worship service by helping them find the Scripture passage used during the sermon.
- 5 Encourage children** to find the Scripture reference they studied at church. With preschoolers, mention the name of the book; with elementary kids, mention the division of the Bible, book, chapter, and reference.
- 6 Challenge your school-age children** to name the books before and after the book you located.



DID YOU KNOW?

ALTHOUGH DAVID FACED A GIANT WITH ARMOR AND WEAPONS, GOD'S POWER LED DAVID TO DEFEAT GOLIATH WITH ONLY A SLINGSHOT AND A STONE...A STONE ABOUT THE SIZE OF A TENNIS BALL!

Q: Why should we teach kids how to use print Bibles when digital Bibles are located everywhere?

A: Children who learn to use a print Bible can easily transfer those skills to a digital Bible. Print Bibles reinforce visually that the Bible is one big story of God's redemptive plan. Concrete and logical learners discover how the Bible is organized when they hold a print Bible.

So should we allow kids to use their Bible apps? Yes! If we want kids to learn how to use the Bible anywhere and at any time, then we need to encourage them to access the Bible in whatever format is readily available. In the end, we want kids to cherish God's Word, regardless of whether they are reading from a well-worn print edition or on the latest tablet.

Preschool Foundational Stories

✦ God Made the World

GENESIS 1:1-2:2

✦ God Made People

GENESIS 1:20-28; 2:4-9

✦ God Planned for Families

GENESIS 1:20-28

✦ Adam and Eve's Choice

GENESIS 2:15; 3

✦ Noah and the Ark

GENESIS 6:9-22; 7:1-10

✦ Abram Obeyed God

GENESIS 12:1-9

✦ Isaac Was Kind

GENESIS 26:12-33

✦ Esau Forgave Jacob

GENESIS 32:1-11; 33; 35:1-7

✦ Joseph and His Family

GENESIS 37:1-4,12-17

✦ Joseph Forgave His Brothers

GENESIS 45:1-15; 50:15-21

✦ Baby Moses

EXODUS 2:1-10

✦ God Gave Rules to Moses

EXODUS 19:3-6; 20:1-17

✦ The Tabernacle

EXODUS 35:1,10-20; 36:1-38; 37:10

✦ Joshua and Caleb Obeyed God

NUMBERS 13-14

✦ Ruth's Family

RUTH 2; 4:1-17

✦ Hannah's Prayer

1 SAMUEL 1:9-11

✦ The Boy Samuel

1 SAMUEL 1:24-28; 3:1-10,15-21

✦ King Saul

1 SAMUEL 9:15-17; 10:20-28

✦ God Chose David to Become King

1 SAMUEL 16:1-13

✦ David and Goliath

1 SAMUEL 17:12-49

✦ David and Jonathan

1 SAMUEL 18:1-5; 19:1-7; 20:1-42

✦ Solomon and the Temple

1 KINGS 8:1-61

✦ God Helped Elijah

1 KINGS 18:2,18-39

✦ Elisha and the Shunammite Couple

2 KINGS 4:8-13

✦ Josiah Found the Bible Scroll

2 KINGS 22:1-20; 23:1-3

✦ Ezra Read the Law

NEHEMIAH 8:1-12; EZRA 7:6-10

✦ Daniel Obeyed God

DANIEL 1:1-20

✦ Jeremiah Wrote God's Words

JEREMIAH 36:1-4,22-24,27-28,32

✦ The Prophets Told About Jesus

ISAIAH 7:14; 9:6; MICAH 5:2

✦ John's Birth

LUKE 1:13-17; 39-45; 57-66

✦ Angels Spoke to Mary and Joseph

LUKE 1:26-38; MATTHEW 1:18-25

✦ Jesus' Birth

LUKE 2:1-20

✦ Jesus' Dedication

LUKE 2:25-38

✦ The Wise Men's Visit

MATTHEW 2:1-12

✦ Jesus' Family Visited the Temple

LUKE 2:41-50

✦ Jesus Chose Special Helpers

MATTHEW 4:18-22; 10:2-4

✦ Jesus Taught About God's Care

MATTHEW 6:25-34

▶ DID YOU KNOW?

THE COLOSSEUM WAS BUILT ALMOST 2,000 YEARS AGO. CHRISTIANS WERE PERSECUTED BECAUSE OF THEIR FAITH IN FRONT OF HUGE CROWDS GATHERED IN THIS ARENA.



✦ **Jesus Taught About Prayer**

MATTHEW 6:5-15

✦ **Jesus Fed the 5,000**

JOHN 6:1-15

✦ **Jesus Made Bartimaeus Well**

MARK 10:46-52; JOHN 9:1-11,35-39

✦ **The Four Friends**

MARK 2:1-12

✦ **The Ten Lepers**

LUKE 17:11-19

✦ **Jesus Calmed the Storm**

MARK 4:35-41

✦ **Jesus Healed the Woman With the Crooked Back**

LUKE 13:10-17

✦ **A Woman Met Jesus**

JOHN 4:1-26

✦ **Jesus Read the Bible Scroll**

LUKE 4:16-28

✦ **Jesus Told the Parable of the Lost Son**

LUKE 15:11-32

✦ **Jesus Told the Parable of the Good Samaritan**

LUKE 10:25-37

✦ **A Woman Gave Her Money**

LUKE 21:1-4

✦ **Jesus Visited Mary & Martha**

LUKE 10:38-42

✦ **Zacchaeus Met Jesus**

LUKE 19:1-10

✦ **Jesus & the Children**

MARK 10:13-16

✦ **Palm Sunday**

MATTHEW 21:1-11

✦ **Jesus' Special Supper**

MATTHEW 26:17-30

✦ **Jesus Washed His Disciples' Feet**

JOHN 13:1-17

✦ **Jesus Is Alive!**

MATTHEW 28:1-8; JOHN 20:1-10

✦ **Breakfast With Jesus**

JOHN 21:1-13

✦ **The First Church Meets Together**

ACTS 2:41-47; 4:32-36

✦ **The Church Helped People**

ACTS 6:1-10

✦ **Philip and the Ethiopian**

ACTS 8:26-31,34-35,38-39

✦ **Timothy Learned About God**

1 TIMOTHY 1

✦ **Lydia Learned About Jesus**

ACTS 16:11-15

✦ **Peter and Cornelius**

ACTS 10:9-43

✦ **The Church Prayed for Peter**

ACTS 12:1-17

✦ **Barnabas and Paul**

ACTS 13:13-52

✦ **Paul, the Missionary**

ACTS 9:1-20

✦ **Paul and Silas in Prison**

ACTS 16:16-34

✦ **Aquila and Priscilla**

ACTS 18



DID YOU KNOW?

JESUS MIGHT HAVE USED A BASIN LIKE THIS TO WASH HIS DISCIPLES' FEET. THE BASIN WAS FILLED WITH WATER, AND A PERSON'S FOOT WAS PLACED ON THE RAISED PEDESTAL IN THE CENTER TO BE WASHED. THIS BASIN IS ALMOST 2,800 YEARS OLD!



Kids Foundational Stories

CREATION

- ✦ **God Created the World**
GENESIS 1:1-2:2
- ✦ **God's Plan for People**
GENESIS 1:20-28; 2:4-9
- ✦ **Adam and Eve's Sin**
GENESIS 2:15; 3
- ✦ **Cain and Abel**
GENESIS 4:1-16

CHRISTMAS

- ✦ **Prophets Told About Jesus**
ISAIAH 7:14; 9:6; MICAH 5:2
- ✦ **Angels Visited Mary and Joseph**
LUKE 1: 26-38; MATTHEW 1:18-25
- ✦ **Mary Visited Elizabeth**
LUKE 1:13-17; 39-45; 57-66
- ✦ **Jesus Was Born**
LUKE 2:1-20
- ✦ **Wise Men Saw Jesus**
MATTHEW 2:1-12

- ✦ **Simeon and Anna**
LUKE 2:25-38

EASTER

- ✦ **The Triumphal Entry**
MATTHEW 21:1-11
- ✦ **The Last Supper**
MATTHEW 26:17-30
- ✦ **Jesus Washed the Disciples' Feet**
JOHN 13:1-17
- ✦ **Jesus Prayed in the Garden**
MATTHEW 26:36-46; JOHN 17
- ✦ **Crucifixion and Resurrection**
MATTHEW 27:27-61; 28:1-8
- ✦ **Thomas Believed**
JOHN 20:24-29
- ✦ **Peter Had Breakfast with Jesus**
JOHN 21:1-13
- ✦ **The Ascension**
ACTS 1:1-11

FOUNDATIONAL STORIES:

- ✦ **Noah**
GENESIS 6:9-22; 7:1-10
- ✦ **Abram and Lot**
GENESIS 12:1-9; 13
- ✦ **The Sacrifice of Isaac**
GENESIS 22:1-9
- ✦ **Isaac the Peacemaker**
GENESIS 26:12-33
- ✦ **Jacob and Esau**
GENESIS 32:1-11; 33; 35:1-7
- ✦ **Joseph and His Brothers**
GENESIS 37:1-4,12-17
- ✦ **Joseph Forgave His Brothers**
GENESIS 45:1-15; 50:15-21
- ✦ **Miriam and Moses**
EXODUS 2:1-10
- ✦ **The Israelites Crossed the Red Sea**
EXODUS 14
- ✦ **God Gave the Ten Commandments**
EXODUS 19:3-6; 20:1-17

- ✦ **Joshua Was Chosen**
NUMBERS 27:12-23
- ✦ **Joshua and Jericho**
JOSHUA 6:1-21
- ✦ **God Chose Gideon**
JUDGES 6:14,16; 7:1-8,15-22
- ✦ **Samson**
JUDGES 13-16
- ✦ **Ruth's Family**
RUTH 1-4
- ✦ **Hannah Prayed**
1 SAMUEL 1:1-18
- ✦ **Samuel's Birth and Calling**
1 SAMUEL 1:20-28; 3
- ✦ **King Saul**
1 SAMUEL 9:15-17; 10:20-28
- ✦ **David the Shepherd**
1 SAMUEL 16:1-23
- ✦ **David and Goliath**
1 SAMUEL 17:12-49
- ✦ **David and Jonathan**
1 SAMUEL 18:1-5; 19:1-7; 20:1-42

- ✦ **King David**
2 SAMUEL 5
- ✦ **Solomon and the Temple**
1 KINGS 8:1-61
- ✦ **Hezekiah and the People Worshiped God**
2 CHRONICLES 29
- ✦ **Joash and the People Gave Offerings**
2 CHRONICLES 24:1-14
- ✦ **God Cared for Elijah**
1 KINGS 17:7-16
- ✦ **God Protected Elijah**
1 KINGS 19
- ✦ **Elisha and the Widow**
2 KINGS 4:1-7
- ✦ **A Couple Helped Elisha**
2 KINGS 4:8-17
- ✦ **Josiah and the Lost Scroll**
2 KINGS 22
- ✦ **The People Sang**
EZRA 3



DID YOU KNOW?  **1 PETER 2:3 SAYS THAT WE SHOULD TASTE THAT THE LORD IS GOOD. IN ANCIENT UR, PEOPLE USED STRAWS LIKE THIS ONE SO THEY DIDN'T DRINK TRASH OR INSECTS FLOATING ON TOP OF THE WATER, AND THEY COULD TASTE THE CLEAN WATER UNDERNEATH.**



- ✦ **Esther**
ESTHER 2-5
- ✦ **Jeremiah Wrote God's Words**
JEREMIAH 36:1-4, 22-24, 27-28, 32
- ✦ **Daniel Chose to Obey**
DANIEL 1:1-20
- ✦ **Daniel and the Lion's Den**
DANIEL 6
- ✦ **Jonah**
JONAH 1-3
- ✦ **Jesus Went to Temple**
LUKE 2:41-50
- ✦ **John the Baptist**
MATTHEW 3:1-12
- ✦ **Jesus Was Tempted**
MATTHEW 4:1-11
- ✦ **Jesus Performed Miracles**
MARK 2:1-12
- ✦ **A Widow Gave**
LUKE 21:1-4
- ✦ **Jesus Fed the People**
JOHN 6:1-15
- ✦ **Jesus Taught About Prayer**
MATTHEW 6:5-15
- ✦ **Peter Walked on Water**
MATTHEW 14:22-33
- ✦ **Jesus Taught about Forgiveness**
LUKE 17:1-10
- ✦ **Jesus Healed a Blind Man**
JOHN 9:1-11, 35-39
- ✦ **Four Friends Helped**
MARK 2:1-12
- ✦ **Jesus Calmed the Storm**
MATTHEW 8:23-27
- ✦ **Jesus Went to the Temple as an Adult**
LUKE 4:14-24
- ✦ **Jesus Chose Twelve Helpers**
MATTHEW 4:18-22; 10:2-4
- ✦ **The Good Samaritan**
LUKE 10:25-37
- ✦ **Mary and Martha**
LUKE 10:38-42
- ✦ **Jesus Healed Ten Lepers**
LUKE 17:11-19
- ✦ **The Rich Young Ruler**
MATTHEW 19:16-29
- ✦ **Jesus and Zacchaeus**
LUKE 19:1-10
- ✦ **Jesus and the Woman at the Well**
JOHN 4:1-26
- ✦ **The Holy Spirit Empowered Witnesses**
ROMANS 8:14-16
- ✦ **The Church Began**
ACTS 2:41-47
- ✦ **The Church Chose Leaders**
ACTS 14:23-28
- ✦ **Stephen Preached**
ACTS 6:8-15
- ✦ **Saul's Conversion**
ACTS 9:1-20
- ✦ **Philip and the Ethiopian**
ACTS 8:26-31, 34-35, 38-39
- ✦ **Saul Told about Jesus**
ACTS 9:20-31
- ✦ **Peter and Cornelius**
ACTS 10:9-43
- ✦ **The Antioch Church Helped**
ACTS 11:19-26
- ✦ **The Fruit of the Spirit**
GALATIANS 5:22-23
- ✦ **People Prayed for Peter**
ACTS 12:1-5
- ✦ **Paul Became a Missionary**
ACTS 13
- ✦ **Paul and Barnabas Told about Jesus**
ACTS 13:13-52
- ✦ **Paul's Second Journey**
ACTS 15:36-41
- ✦ **Paul Taught Lydia**
ACTS 16:11-15
- ✦ **Paul and Silas in Prison**
ACTS 16:16-34
- ✦ **Paul Taught in Athens**
ACTS 17:16-34
- ✦ **Priscilla and Aquila**
ACTS 18
- ✦ **Paul Taught in Rome**
ACTS 28
- ✦ **Paul Preached to an Angry Crowd**
ACTS 21:26-40; 22:1-21; 23:1
- ✦ **The Church in Corinth**
1 CORINTHIANS 1; 3; 4; 12
- ✦ **Paul Taught Peter**
GALATIANS 2
- ✦ **Paul Wrote a Letter to Timothy**
1 & 2 TIMOTHY
- ✦ **Peter Wrote Letters**
1 & 2 PETER

Choosing a Child's Bible

A Bible is one of the most valuable gifts you can give your child. The value of the Bible you choose is not dependent upon whether or not it is expensive. The Bible's value lies in the fact that it is God's Word. Choose a Bible that will last for several years. As your child grows, she may need a Bible more suitable for her age. Your child may benefit from having two different Bibles before entering the teen years—one as a preschooler and one to use while in elementary school.

GUIDELINES FOR SELECTING A CHILD'S BIBLE

- 1 Size**—The Bible should be large enough for the child to hold easily, but not too large or heavy to carry. Consider a tote for younger children to help to carry their Bible.
- 2 Complete**—Preschoolers and school-age children alike need to know that both Testaments are included in the Bible and are equally important. Choose a complete Bible. Bible storybooks are great to use at home, a companion to the full-text Bible.
- 3 User friendly**—The Bible should be easy to use. Consider purchasing a Bible that contains a Table of Contents to assist school-age children in locating hard-to-find books and verses in the Bible.
- 4 Realistic illustrations**—Pictures in the Bible can reinforce that people and stories in the Bible are real and true.
- 5 Translation**—Choose an accurate translation of the biblical text rather than a paraphrase. The best Bible translations for children combine reliability with readability, such as the CSB®.
- 6 Study helps**—School-age children may wish to know more about the customs or lifestyles of the people in the Bible. Many Bibles include great maps and other study helps.
- 7 Durability**—Make sure the cover is of good quality. Consider purchasing a Bible carrying case that will protect and add length to the life of a child's Bible.
- 8 Your child's input**—Allow your school-age child to help select the color or cover design of his Bible. Monogramming the outer cover or inscribing the inside cover will give him a feeling of ownership.

DID YOU KNOW?

IT'S NEVER TOO EARLY TO PURCHASE
A FULL-TEXT BIBLE FOR YOUR CHILD!



Toddlers

THE BIG PICTURE INTERACTIVE BIBLE STORIES FOR TODDLERS: OLD TESTAMENT

Features 20 Old Testament stories
005670785 \$9.99

THE BIG PICTURE INTERACTIVE BIBLE STORIES FOR TODDLERS: NEW TESTAMENT

Features 20 New Testament stories
005670784 \$9.99

Younger Preschoolers

IT'S ALL ABOUT JESUS BIBLE STORYBOOK

Give kids the big picture of God's story with this innovative, interactive Bible storybook. One hundred stories take readers on a journey through the Bible, and the digital pop-ups (accessed with a free "augmented reality" app) bring the art and story remarkably to life with both sound and 3-D imagery.

006103095 \$16.99

Older Preschoolers

READ TO ME BIBLE FOR KIDS

This edition for preschoolers features illustrations and stories with bolded sections to be read to younger preschoolers—the entire Bible story is appropriate for older preschoolers. Features include 9.5 point type size, 58 full-color pages, Bible vocabulary for children, presentation page, and more.

HCSB 001259038 \$21.99
KJV 001011446 \$19.99

Elementary-age Kids

THE BIG PICTURE INTERACTIVE BIBLE

This full text Bible, designed especially for elementary-age kids, includes features to help them connect Christ throughout God's Story. A free augmented reality app brings stories to life both visually and audibly.

005569862 \$29.99

HOLMAN ILLUSTRATED STUDY BIBLE FOR KIDS

This full text study Bible helps motivate, inspire, and equip kids to better understand God's Word. Parents will appreciate the learning resources included.


005518733 \$19.99

Older Preteens

THE HCSB ESSENTIAL TEEN STUDY BIBLE

The HCSB Essential Teen Study Bible gives you all the tools you need to tackle life and learn to live it God's way. Filled with hundreds of study helps especially for teens, this four-color Bible will help you apply God's Word each day and connect with Him as never before.

005744059 \$29.99



HOLMAN ILLUSTRATED BIBLE DICTIONARY FOR KIDS

This Bible dictionary helps kids understand key Bible terms. More than 500 of the featured words have color photos, illustrations, and maps to enhance learning. 005268545 \$14.99

THE LONGEST WORD IN THE BIBLE IS
"MAHERSHALALHASHBAZ" IN ISAIAH 6:3.

MAHERSHALALHASHBAZ



POMEGRANATES

THERE ARE 49 DIFFERENT FOODS MENTIONED IN THE BIBLE. THIS DECORATION IS FROM A CAPERNAUM SYNAGOGUE 1,700 YEARS AGO.

PHILIP DIDN'T WALK; HE RAN TO THE ETHIOPIAN'S CHARIOT TO SPEAK WITH HIM ABOUT JESUS. THIS CHARIOT IS FROM ANCIENT EGYPT.



TWO COINS WERE ALLOWED FOR THE TEMPLE TAX, BUT THE TYRIAN SHEKEL WAS THE MOST COMMON COIN USED BY THE JEWS.

OVER 40 AUTHORS WROTE THE BIBLE. AUTHORS INCLUDE SHEPHERDS, FISHERMEN, AND KINGS.



THE HAMMURABI CODE IS 282 LAWS FROM 3,800 YEARS AGO. IT GIVES THE CRIMES AND PUNISHMENTS FOR PEOPLE IN MESOPOTAMIA.

THE CHRISTIANS MET IN A PLACE CALLED SOLOMON'S COLONNADE. MANY PEOPLE THOUGHT THAT IT WAS PART OF KING SOLOMON'S TEMPLE COMPLEX ABOUT 1000 YEARS BEFORE THE DISCIPLES' TIME. IT HAD ROWS OF 27-FOOT-HIGH STONE COLUMNS AND A ROOF OF CEDAR. THIS IS LIKELY WHERE PEOPLE GATHERED FOR DISCUSSIONS ABOUT THE LAW.



Bible Skills for Kids
Package of 10
Cannot be sold separately



Item 005793619